


NIMBLE 20



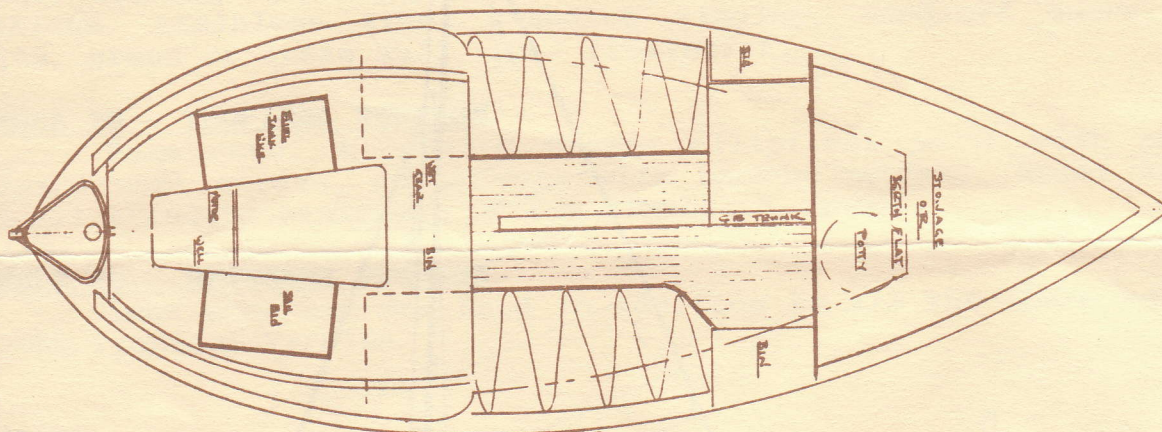
TROPICAL VERSION

A Vote Against Boredom and Mediocrity

by
Nimble Boats, Inc.

The Nimble 20 is timeless design. She is rugged invoking a strong sense of purpose yet still graceful to the eye. She was designed, first and foremost to be used.

THE INTERIOR:



In that regard her simple yet far from spartan accommodations are comfortable, useful and in some ways elegant. The Nimble 20 enjoys two extra long (6'8 1/2) berths: for the truth of the matter is that you need larger berths in a small boat than you do in a larger craft. Forward of the main salon are two sizable lockers and a galley flat. To provide visual separation there are removable privacy bulkheads and offset location of an optional porta-potti. The forepeak consists consists of a berth flat, intentionally limited to 6 feet,

which can be used as a berth with the optional forward berth cushion or for storage. This boat was designed with a couple in mind, perhaps two children and the optional dog. The interior is built with an eye to easy housekeeping, yet still abound in the warmth of fine teak jointer work. The Nimble 20 is equipped with a removable 48 quart ice chest with a teak step. With her optional battery, she is equipped with a brass dome light as well as top quality running lights.

THE COCKPIT:

The cockpit is simply a joy to behold. She is deep, providing good back support. The cockpit combings are wide enough to sit on yet graceful to the eye. The Nimble 20 cockpit is provided with two lockers, one with adequate ventilation for gasoline storage

or what have you. The other locker is commonious and provided with a latch that is not only secure but lockable. There is a suitable bridge deck, which also provides two built in beverage holders.

THE DECK:


The deck of the Nimble 20 is in keeping with the traditional appearance yet is cored to provide strength and light weight. The foredeck has a large opening hatch, suitable working area and is equipped with an oversize 10" Herreshoff cleat, with stainless steel fastening and a heavy duty backing plate. The afterdeck has its own 8" bronze Herreshoff cleat with suitable backing plate. The hull to deck joint is the same on the Nimble 20 as it is on the Nimble 30. The anodized aluminum toe rail not only provides infinite sheeting positions but also adds

strength to an already strong construction. The toe rail is fastened with 1/4 20 stainless steel bolts, thru the toe rail, the deck and the hull flange. A replaceable teak rub rail is provided as standard, with an optional bronze cap (standard on the Tropical and Offshore versions). It goes without saying that the above is bedded with generous amounts of 5200. Two types of core are used thus allowing the owner to easily attach any additional fittings in the event he wishes to customize his boat.

AUXILIARY POWER:

The Nimble 20 has a motor well built into the aft section of the cockpit. This means that you don't have to hang over the transom to

start the motor. A 5 horsepower outboard motor with a standard shaft will move the Nimble 20 easily through the water.



Standard Version

SPECIFICATIONS:

LOA	20'10"
LWL	19'9"
BEAM	7'9"
DRAFT - Standard	11"/4'1"
Tropical	11"/4'1"
Offshore	13"/4'3"
SAIL AREA	207 sq. ft.

Specifications subject to change.

NIMBLE 20 OPTION LIST

NIMBLE 20

Standard core with 2 bronze opening elliptical ports, one bronze opening forward port, working sails, yawl rig, 2 berths with cushions, stainless steel standing rigging, anodized spars, white sails, green or cream hull, full floatation.

NIMBLE 20 - TROPICAL VERSION

Foam core, 4 opening bronze elliptical ports with screens, forward port screen, solar vent with backup battery, brass rub rail and all standard equipment of the NIMBLE 20, above.

NIMBLE 20 - OFFSHORE VERSION

Lead shoe and sea hood in addition to all the above equipment on the Tropical Version.

OPTIONS

Tanbark Sails
Battery
Bow Pulpit, sanctions and lifelines
Color other than green
Bottom Paint
Varnished interior
Water system: Pump, Basin & Bladder
Round (forward) port screen
Solar Vent - installed
2 additional ports
Aluminum Trailer

Forward Berth Cushion
Bow Pulpit Only
Main Sail Cover
Color sheer stripe
Bow anchor roller
1 Burner Origo stove
Elliptical port screens
Brass Rub Rail
Lead Shoe
Galvanized Trailer
Freight from Florida

talked w/
Jerry
Koch (coach)
owner 8/12/95

also
Nomad Trailer
20 23 26
29

Nimble Boats, Inc.
6135 142nd Ave. N.
Clearwater, FL 33520
(813) 539-6444

2500

~~2500~~
\$20K new

used Nimble in Annapolis
4/10/95
save \$10K
Nimble
Mid
Atlantic
Paging
Service

new built
10 der
17 der/boat
in order new